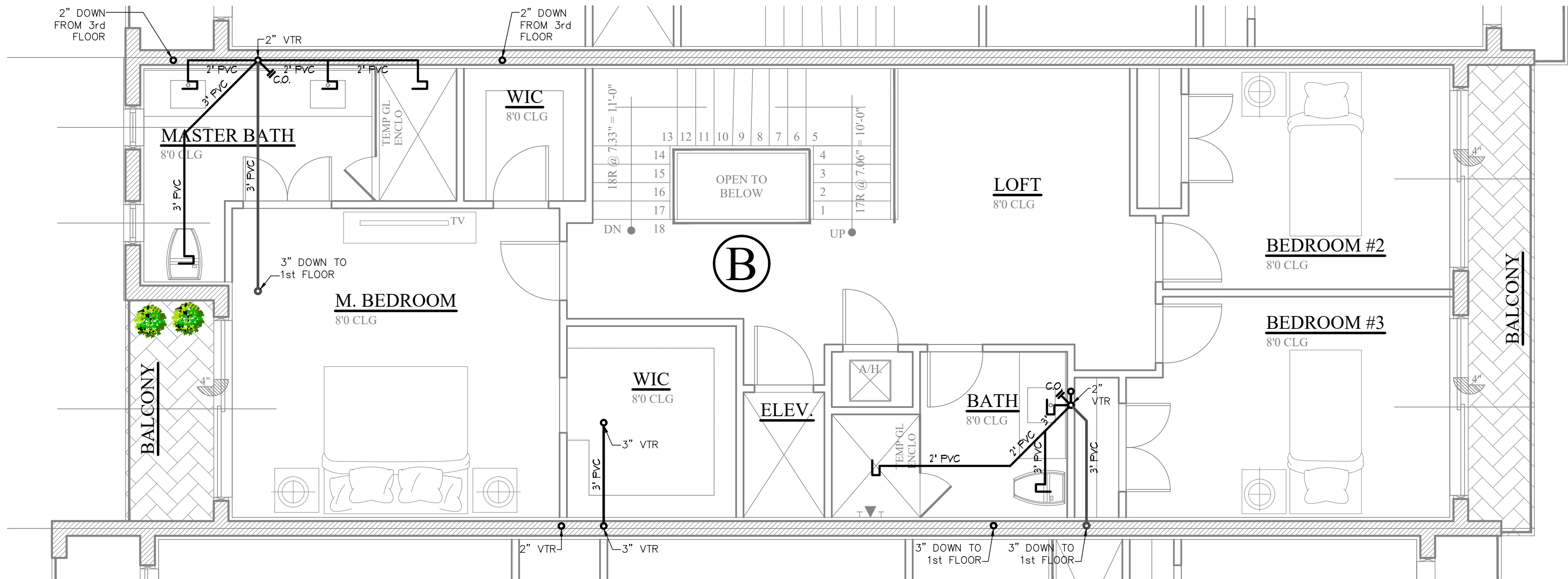


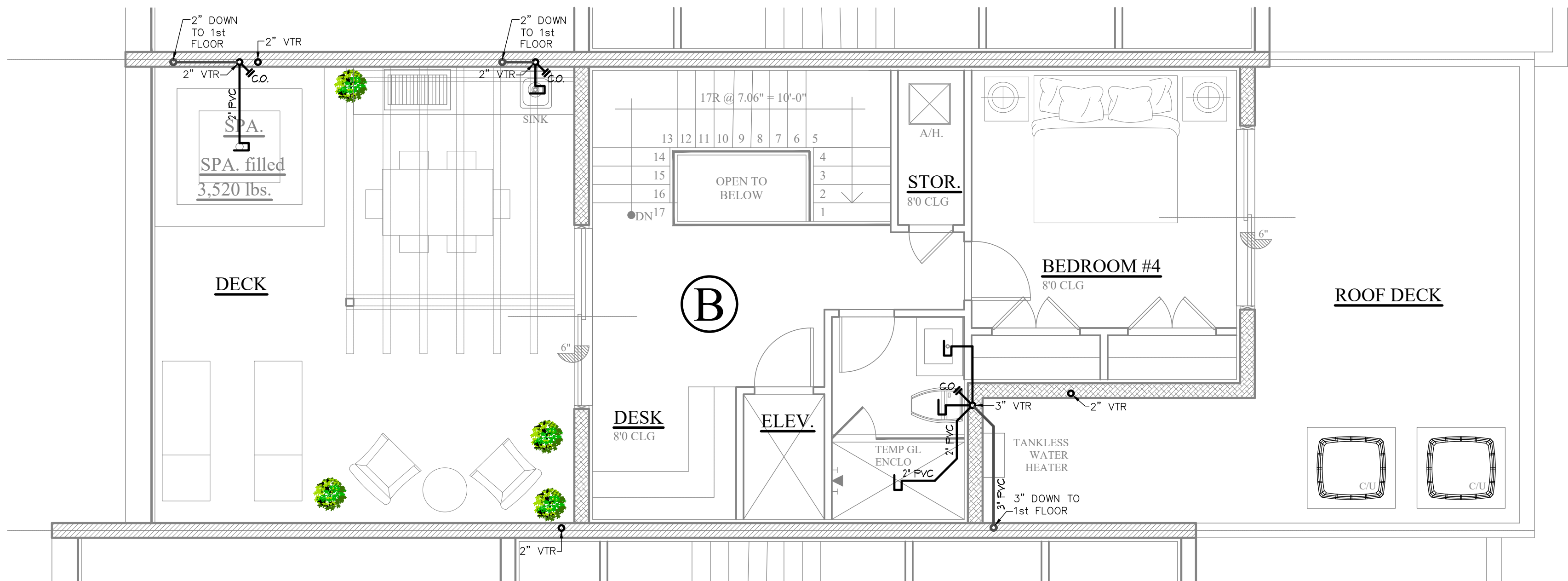
UNT-B 1st. FLOOR PLUMBING PLAN

SCALE: 1/4" = 1'-0"



UNT-B 2dn. FLOOR PLUMBING PLAN

SCALE: 1/4" = 1'-0"

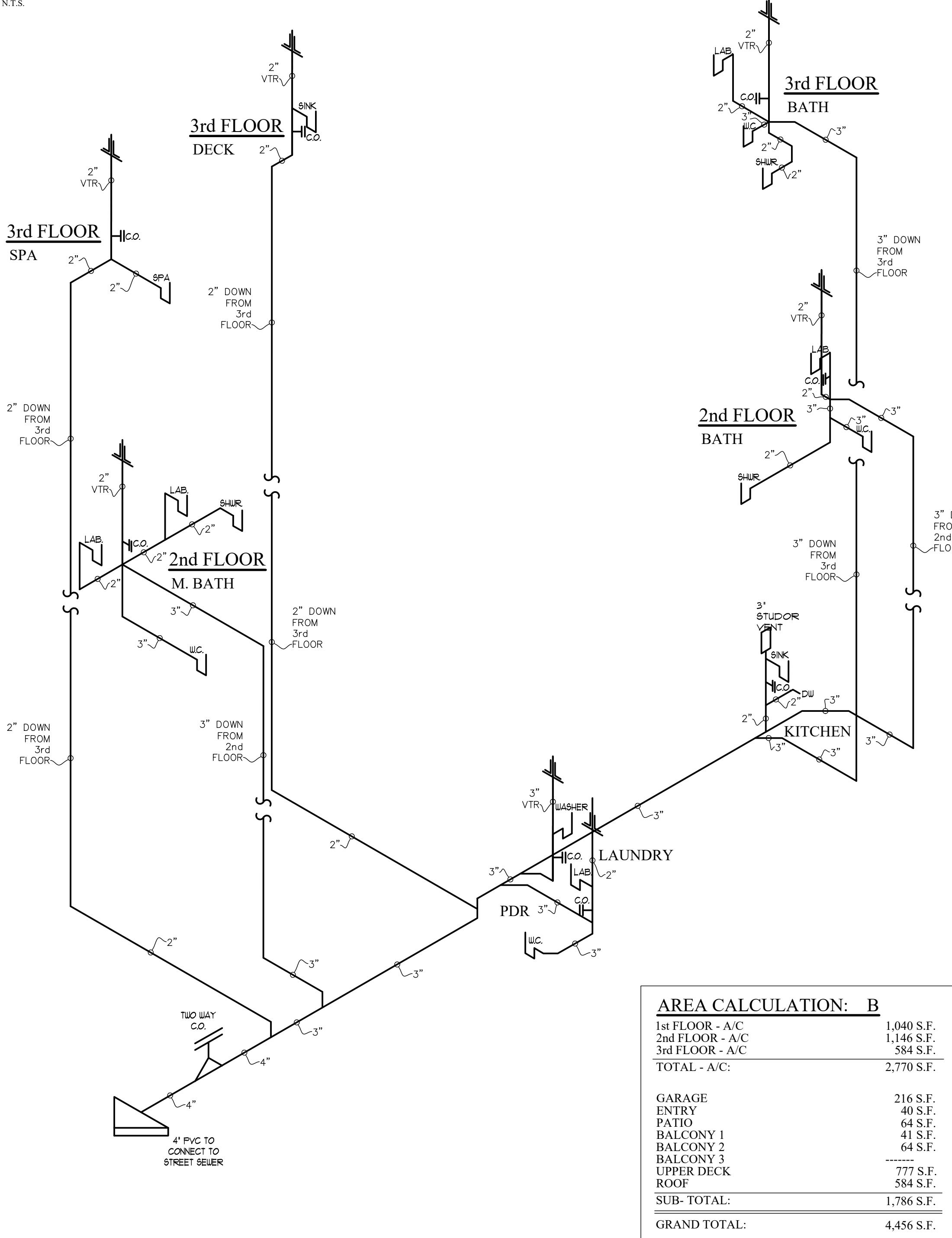


UNT-B 3rd. FLOOR PLUMBING PLAN

SCALE: 1/4" = 1'-0"

UNT-B RISER DIAGRAM

N.T.S.



AREA CALCULATION: B	
1st FLOOR - A/C	1,040 S.F.
2nd FLOOR - A/C	1,146 S.F.
3rd FLOOR - A/C	584 S.F.
TOTAL - A/C:	2,770 S.F.
GARAGE	
ENTRY	216 S.F.
PATIO	40 S.F.
BALCONY 1	64 S.F.
BALCONY 2	41 S.F.
BALCONY 3	64 S.F.
UPPER DECK	777 S.F.
ROOF	584 S.F.
SUB- TOTAL:	1,786 S.F.
GRAND TOTAL:	4,456 S.F.

PLUMBING SPECIFICATIONS & NOTES

1. PLUMBING DRAWINGS ARE NOT TO BE SCALED. REFER TO ARCHITECTURAL PLANS FOR EXACT LOCATION OF SPECIALIZED EQUIPMENT. CONFIRM THESE LOCATIONS WITH OWNERS REPRESENTATIVES.

2. PLUMBING CONTRACTOR SHALL GUARANTEE ALL WORKMANSHIP AND MATERIALS FOR A PERIOD NOT LESS THAN ONE YEAR FROM THE ACCEPTANCE DATE. ANY DEFECTS SHALL BE CORRECTED COMPLETELY WITHOUT ADDITIONAL CHARGE. CORRECTIONS SHALL INCLUDE REPAIR OR REPLACEMENT OF ANY OTHER PHASE OF THE SYSTEM WHICH MAY HAVE BEEN DAMAGED AS A RESULT.

3. ALL WORK SHALL BE PERFORMED BY A LICENSED PLUMBING CONTRACTOR. ALL WORK TO BE DONE IN A FIRST CLASS WORKMANSHIP MANNER. THE COMPLETE SYSTEM IS TO BE FULLY OPERATIVE.

4. PLUMBING CONTRACTOR TO VERIFY EXISTING LOCATIONS, SIZES, INVERTS, AND TRAPS PRIOR TO BID/CONSTRUCTION. REPORT ANY DISCREPANCIES TO ENGINEER/ARCHITECT IMMEDIATELY. ANY COSTS RESULTING FROM THESE DISCREPANCIES NOT REPORTED SHALL BE PAID BY THE CONTRACTOR.

5. PLUMBING CONTRACTOR TO COORDINATE WORK WITH OTHER TRADES TO AVOID INTERFERENCE WITH THE CONSTRUCTION PROCESS.

6. ALL WORK SHALL CONFORM WITH THE LATEST EDITION OF ALL APPLICABLE NATIONAL, STATE, AND LOCAL CODES, ORDINANCES, AND RULES.

7. CONTRACTOR SUBSTITUTIONS MADE WITHOUT PRIOR APPROVAL WILL BE PAID BY THE CONTRACTOR TO RETURN TO THE ORIGINAL DESIGN.

8. PLUMBING CONTRACTOR TO PROVIDE ALL REQUIRED INSURANCE FOR PROTECTION AGAINST PUBLIC LIABILITY OF PROPERTY DAMAGE FOR THE DURATION OF THE WORK.
9. PLUMBING CONTRACTOR SHALL USE ALL NEW MATERIALS WHICH SHALL BEAR U.L. AND ADA LABELS WHERE APPLICABLE.

10. EXCAVATION AND BACK FILL REQUIRED FOR THIS PHASE OF CONSTRUCTION SHALL BE PART OF THIS CONTRACT.

11. ALL WATER PIPING BELOW & ABOVE GRADE TO BE UPNOR PEX.

12. APPROVED AIR CHAMBERS TO BE FURNISHED AND INSTALLED AT REQUIRED PLUMBING FIXTURES.

13. APPROVED INSULATING MATERIALS ARE TO BE USED WHERE DISSIMILAR METALS ARE TO BE JOINED.

14. WASTE, SOIL, AND VENT PIPING TO BE FOAMCORE PVC #40 DWV. IF APPROVED BY LOCAL AUTHORITIES HAVING JURISDICTION, WASTE AND VENT PIPING ABOVE SLAB TO BE FOAMCORE PVC.

15. NO PVC PIPING OR OTHER COMBUSTIBLE MATERIALS ALLOWED IN COMMON PLENUM AREAS.

16. ALL FIXTURES MUST BE PROVIDED WITH READILY ACCESSIBLE STOPS.

17. DEPENDING ON PROJECT REQUIREMENTS, ALL CONDENSATE LINES TO BE COPPER/ PVC. INSULATE WITH 1/2" THICK ARMAFLEX INSULATION.

18. REFER TO NOTES ON PLANS FOR OTHER REQUIREMENTS.

19. SHUT OFF VALVES ON TUB & SHOWERS IN RESIDENTIAL OCCUPANCIES ARE REQUIRED.

20. HOT WATER & TEMPERED WATER DEVELOPED LENGTH IS NOW 50FT REQUIRES RECIRCULATION OR HEAT TRACE SYSTEM.

VENT THRU ROOF NOTE:
CONTRACTOR TO COORDINATE IN FIELD TERMINATIONS OF NEW AND/OR RELOCATED PLUMBING STACKS THROUGH ROOF TO BE IN INCONSPICUOUS LOCATIONS, NOT TO BE SEEN FROM STREET WHERE POSSIBLE.



CAG ARCHITECTS, LLC.

FLORIDA CERTIFICATE #AR 0017819

406 S. NEPTUNE DRIVE,
SATELLITE BEACH, FLORIDA 32937
PHONE (321) 389-8787

Copyright
All reports, plans, specifications, computer files, field data, notes and other documents are instruments of service prepared by CAG Architects, LLC (C.A.G.) as instruments of service remain the property of C.A.G. C.A.G. shall retain all common law, statutory and other reserved rights, including the copyright thereto. Any use or reproduction of this document without written permission from C.A.G. is a violation of Federal copyright laws.

Archila Design GROUP ARCHITECTURE

923 San Rafael Rd. SW
Palm Bay, FL 32909
PHONE: (561) 504-4240

1602 N. RIVERSIDE DR. TRIPLEX
POMPAHO BEACH, FL.
BROWARD COUNTY, FLORIDA



UNIT B PLUMBING PLAN

Project Manager: OSCAR
Drawn by: G.R.
Project No.: 24-925

10/03/2024